



TACOMA HOUSING AUTHORITY

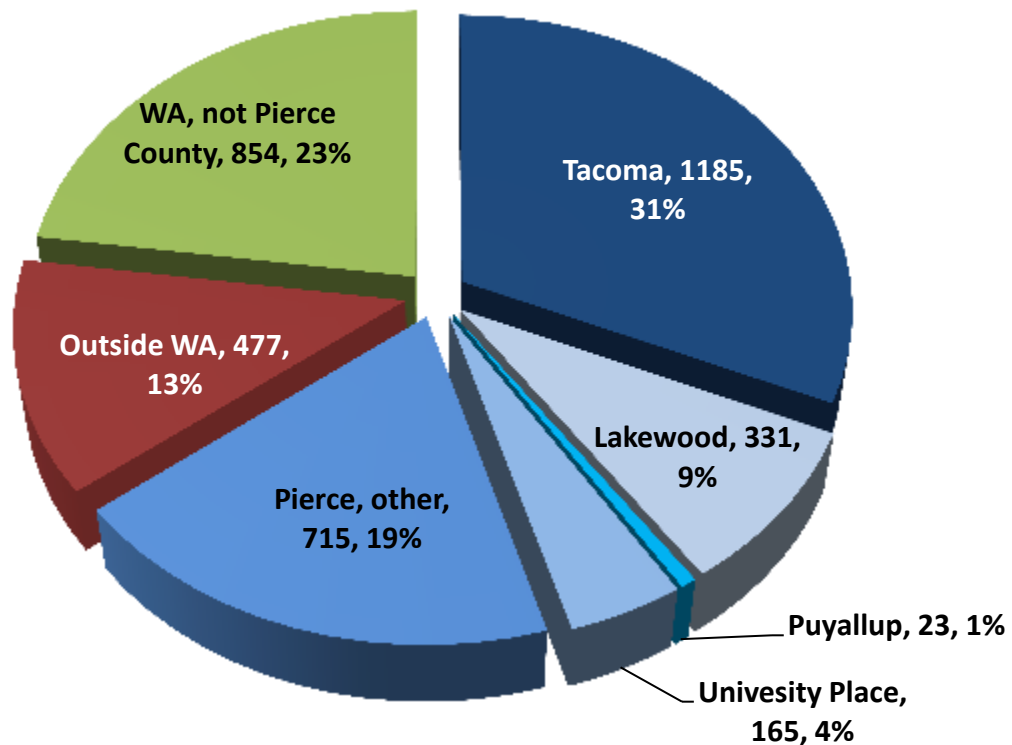
Tacoma Housing Authority Investment in Tacoma and Pierce County

July 21, 2016

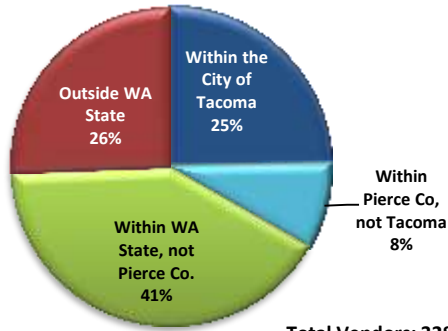
THA is a regional asset for the City of Tacoma and Pierce County. This shows in who it serves and the money it spends to serve them. The charts below and on the other side show the geographic spread of its work, its staff and its spending.

THA spends around \$58 million each year. The largest amount (about \$27 million) pays rent directly to private landlords on behalf of families and individuals who participate in THA's rental assistance programs. It spends varying amounts on construction to build or rebuild housing. In 2015, it spent about \$6 million doing that. In some years, this spending can leverage millions more from other sources, both public and private. The remainder of THA's direct spending pays to maintain and manage its portfolio of property, to administer its service programs including the rental assistance programs and programs to provide supportive services, and in general to administer the agency and meet the many complex regulatory requirements and the less precise but important community expectations. THA spends around \$9 million on salaries & benefits for staff. Most of THA's funding comes from the U.S. Department of Housing and Urban Development (HUD) and tenant rents. Additional amounts, mainly for construction and special programs, come private lenders and investors, foundations, and from the City of Tacoma, Pierce County, and Washington State.

THA Applications for Rental Assistance 2015

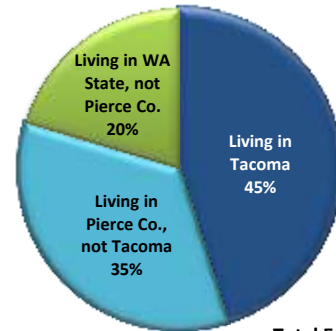


THA Vendors 2015



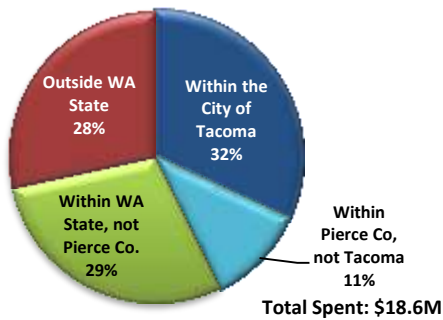
Total Vendors: 328

THA Employees 2015



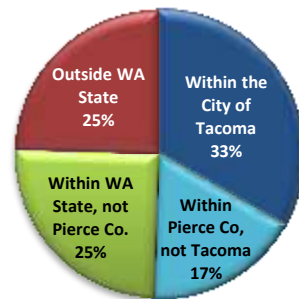
Total Employees: 113

**THA Expenditures 2015
Supplies and Services**



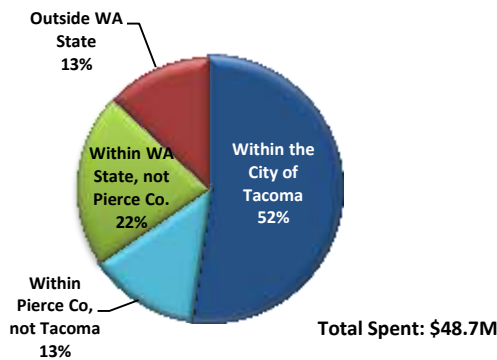
Total Spent: \$18.6M

**THA Expenditures 2015
Supplies, Services, and Construction**



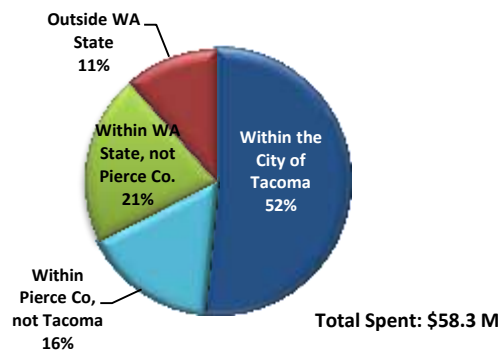
Total Spent: \$21.6M

**THA Expenditures 2015
Supplies, Services, Construction, and
Rental Assistance Payments**



Total Spent: \$48.7M

**THA Expenditures 2015
Supplies, Services, Construction, Rental
Assistance Payments, Salaries & Benefits**



Total Spent: \$58.3 M